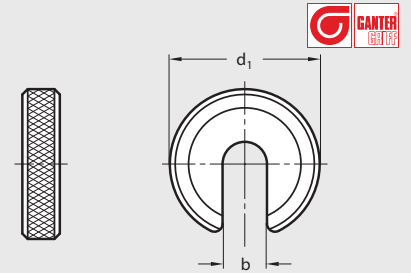


**CALL** **GN 183 | C-Washers**


Metric Size

|                                  |                                |
|----------------------------------|--------------------------------|
| <b>Body</b>                      | Steel, case hardened           |
| <b>Diameter <math>d_1</math></b> | .87 – 2.20 inch (22 – 56 mm)   |
| <b>Diameter <math>b</math></b>   | .24 – .65 inch (6.2 – 16.5 mm) |



ISO 9001 Supplier

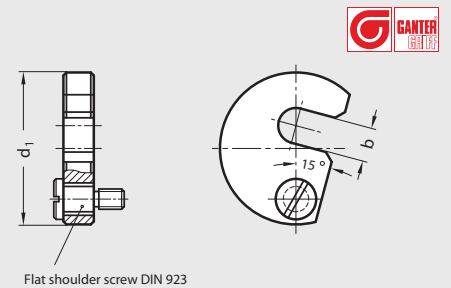
RoHS Compliant



**CALL** **DIN 6371 | Captive C-Washers**

Metric Size

|                                  |                               |
|----------------------------------|-------------------------------|
| <b>Body</b>                      | Steel, tempered               |
| <b>Diameter <math>d_1</math></b> | 1.50 – 3.82 inch (38 – 97 mm) |
| <b>Diameter <math>b</math></b>   | .30 – 1.26 inch (7.5 – 32 mm) |
| <b>Screw</b>                     | M6 – M8                       |



ISO 9001 Supplier

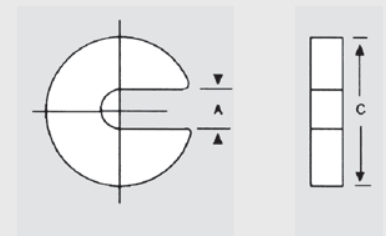
RoHS Compliant



**CALL** **HDCW | Heavy Duty C-Washers**

Inch Size

|                                |                                      |
|--------------------------------|--------------------------------------|
| <b>Body</b>                    | Steel, case hardened                 |
| <b>Diameter <math>A</math></b> | .28 – 1.03 inch (7.1 – 26.2 mm)      |
| <b>Diameter <math>C</math></b> | 1.25 – 3.00 inch<br>(31.8 – 76.2 mm) |



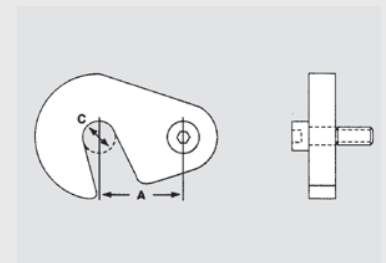
RoHS Compliant



**CALL** **SCW | Swing C-Washers**

Inch Size

|                                |                                 |
|--------------------------------|---------------------------------|
| <b>Body</b>                    | Steel, hardened                 |
| <b>A</b>                       | 1 – 1.75 inch (25.4 – 44.5 mm)  |
| <b>Diameter <math>C</math></b> | .41 – .78 inch (10.4 – 19.8 mm) |



RoHS Compliant