

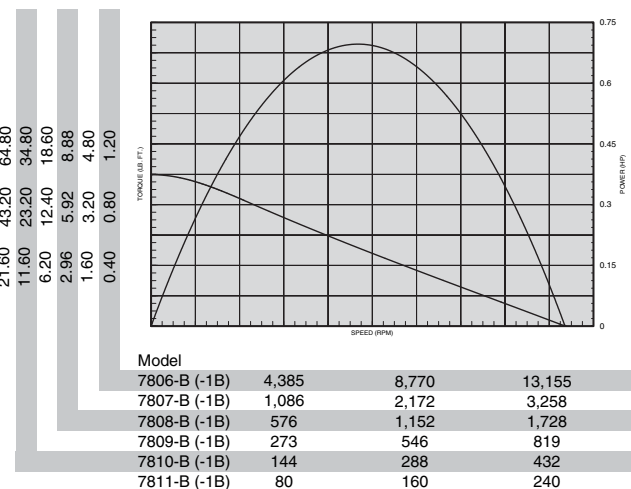
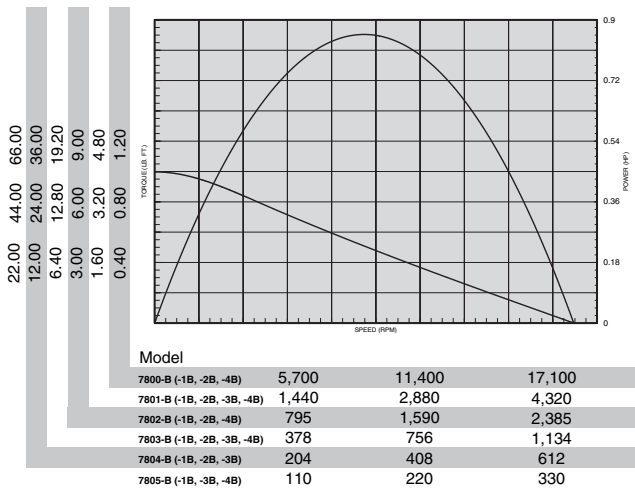
2200-Series Power Motors with Thread-On Gearing



SPECIFICATIONS

MODEL	SPINDLE	TORQUE				AIR				SOUND LEVEL @FREE SPEED dB(A)	WEIGHT		GEAR REDUCTION
		R.P.M. FREE LOAD SPEED	STALL	OUTPUT @MAX. H.P.	CONSUMPTION @FREE SPEED	SCFM	L/s	lbs.	kg.				
NON-REVERSIBLE - .85 H.P.													
7800-B	1/2" Keyed	18,000	9,000	1.00	1.4	.50	.68	41.7	19.7	78	4.24	1.91	Single
7801-B	1/2" Keyed	4,600	2,400	4.00	5.5	1.86	2.5	41.7	19.7	78	4.24	1.91	Single
7802-B	1/2" Keyed	2,500	1,300	7.50	10.3	3.43	4.7	41.7	19.7	78	4.24	1.91	Single
7803-B	1/2" Keyed	1,200	600	16.00	21.9	7.44	10.2	41.7	19.7	78	5.17	2.33	Double
7804-B	1/2" Keyed	650	320	30.00	41.2	13.95	19.1	41.7	19.7	78	5.17	2.33	Double
7805-B	1/2" Keyed	350	170	55.00	75.5	26.25	36.0	41.7	19.7	78	5.17	2.33	Double
7812-B	1/2"-20 Th'd.	350	170	55.00	75.5	26.25	36.0	41.7	19.7	78	5.17	2.33	Double
7813-B	1/2"-20 Th'd.	650	320	30.00	41.2	13.95	19.1	41.7	19.7	78	5.17	2.33	Double
7814-B	1/2"-20 Th'd.	18,000	9,000	1.00	1.4	.50	.68	41.7	19.7	78	4.24	1.91	Single
7815-B	1/2"-20 Th'd.	1,200	600	16.00	21.9	7.44	10.2	41.7	19.7	78	5.17	2.33	Double
7816-B	1/2"-20 Th'd.	4,600	2,400	4.00	5.5	1.86	2.5	41.7	19.7	78	4.24	1.91	Single
7817-B	1/2"-20 Th'd.	2,500	1,300	7.50	10.3	3.43	4.7	41.7	19.7	78	4.24	1.91	Single
REVERSIBLE - .70 H.P.													
7806-B	1/2" Keyed	13,500	7,000	1.00	1.4	.52	.71	37.3	17.6	85*	4.24	1.91	Single
7807-B	1/2" Keyed	3,400	1,800	4.00	5.5	2.04	2.8	37.3	17.6	85*	4.24	1.91	Single
7808-B	1/2" Keyed	1,800	1,000	7.40	10.2	3.67	5.0	37.3	17.6	85*	4.24	1.91	Single
7809-B	1/2" Keyed	850	450	15.50	21.3	8.16	11.2	37.3	17.6	85*	5.17	2.33	Double
7810-B	1/2" Keyed	450	240	29.00	39.8	15.30	21.0	37.3	17.6	85*	5.17	2.33	Double
7811-B	1/2" Keyed	250	130	54.00	74.0	28.20	38.7	37.3	17.6	85*	5.17	2.33	Double

*Requires installation for reversible motors - shown on page 85.



STANDARD EQUIPMENT

Steel motor housing, flush-type grease fittings at rotation points for gear and bearing lubrication, exhaust manifold rotatable within 360°, and muffler.

EQUIPMENT OPTIONS

- 37893 Flange Bracket
- 24 37894 Foot Bracket

OPTIONS FOR FORWARD-ROTATION MODELS WITH THREADED SPINDLES

- 40768 1/2" (12.7 mm) Male Square-Drive Adapter.
- 31651 1/2" (12.7 mm) I.D. Female Stirring Rod Adapter, 3/8" - 24 Thd.
- 33907 3/8" (9.5 mm) cap. Drill Chuck.
- 30018 1/2" (12.7 mm) cap. Drill Chuck.

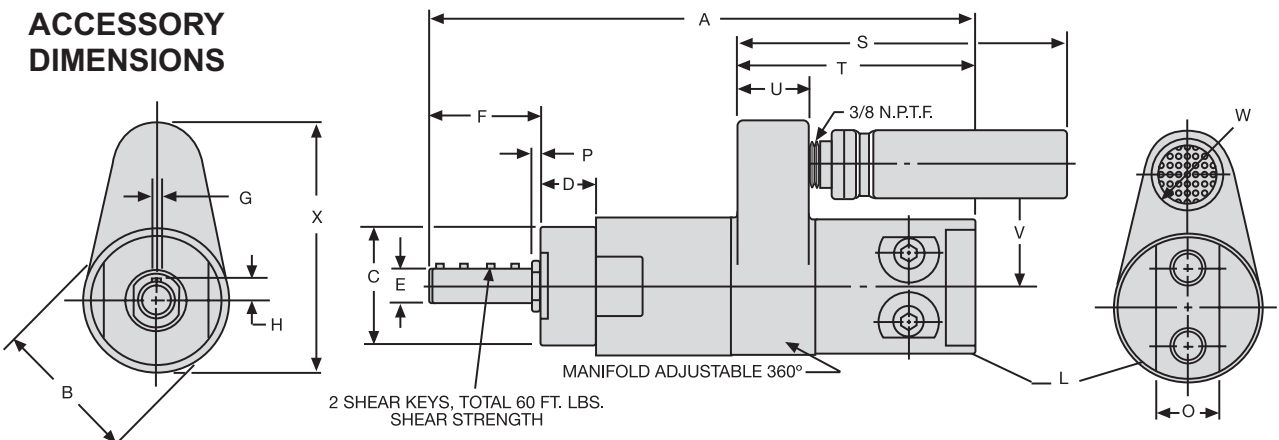
37893



37894

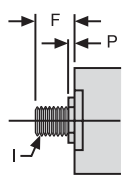


2200-SERIES AND MOUNTING ACCESSORY DIMENSIONS

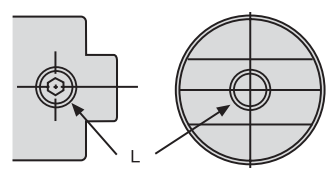


REVERSIBLE ROTATION, SINGLE REDUCTION SHOWN

DIMENSION A		
Gear Reduction	Threaded Spindle	Keyed Spindle
Single	7 178 mm	8 203 mm
Double	8-7/8 225 mm	9-3/4 248 mm



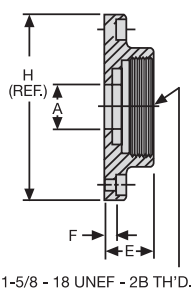
THREADED SPINDLE



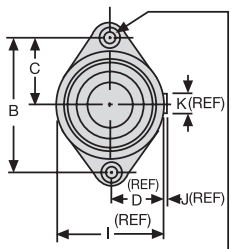
AIR INLETS,
FORWARD-ROTATION MOTORS

Scale	B	C	D	E	F-Keyed Spindle	F-Th'd. Spindle	G	H	I	L
Inches	2	1.740	.818	.4990	1.588	.619	.125	.299	1/2-20	1/4
mm	51	44.20	20.78	12.67	40.34	15.72	3.18	7.59	UNF-2A	1/4
		1.760	.838	.4995	1.646	.677	.126	.309	Thread	Air Inlet

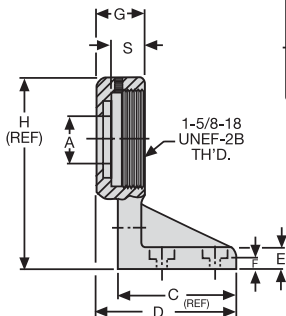
Scale	O	P	S	T	U	V	W-Fwd. Rotation	W Reversible	X-Fwd. Rotation	X Reversible
Inches	7/8	.046	4-7/8	3-1/2	1-1/16	1-13/16	1-3/8	1	3-1/2	3-7/16
mm	22	1.17	124	89	27	46	35	25	89	87
		.158								



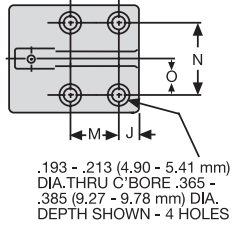
1-5/8 - 18 UNEF - 2B TH'D.



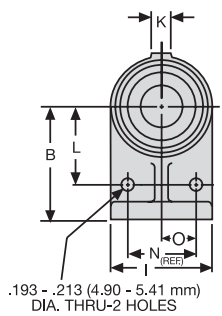
.193 - .213 (4.90 - 5.41 mm) DIA. THRU C'BORE .365 - .385 (9.27 - 9.78 mm) DIA. DEPTH SHOWN - 2 HOLES



1-5/8-18 UNEF-2B TH'D.



.193 - .213 (4.90 - 5.41 mm) DIA. THRU C'BORE .365 - .385 (9.27 - 9.78 mm) DIA. DEPTH SHOWN - 4 HOLES



.193 - .213 (4.90 - 5.41 mm) DIA. THRU-2 HOLES

37893 FLANGE MOUNTING BRACKET

Scale	A	B	C	D	E
Inches	.771	2.480	1.240	31/32	.771
mm	.791	2.520	1.260	24.61	.791
	19.58	62.99	31.50	24.61	19.58
	20.09	64.00	32.00	24.61	20.09

37894 FOOT MOUNTING BRACKET

Scale	A	B	C	D	E	F	G	H
Inches	.771	2.115	1.843	2-7/32	.365	.177	.828	3-1/6
mm	.791	2.135	1.906	56.36	.385	.197	.859	77.79
	19.58	53.72	46.81	56.36	9.27	4.50	21.03	77.79
	20.09	54.23	48.41	56.36	9.80	5.00	21.82	77.79

Scale	F	H	I	J	K
Inches	.177	3	1-15/16	1/16	3/8
mm	.197	76.20	49.21	1.59	9.53
	4.50	76.20	49.21	1.59	9.53
	5.00	76.20	49.21	1.59	9.53

Scale	I	J	K	L	M	N	O	S
Inches	1-7/8	.334	.312	1.427	.834	1.240	.615	.511
mm	47.63	.354	.437	1.447	.854	1.260	.635	.531
	47.63	8.84	8.92	36.25	21.18	31.50	15.62	12.98
	47.63	8.99	11.10	36.75	21.69	32.00	16.13	13.49



GRUPO PEGAMO DESDE 1982



SUMINISTRO INDUSTRIAL

En Pegamo Suministro Industrial llevamos desde 1982 vendiendo, alquilando y reparando Herramienta Hidráulica, Herramienta Neumática y Herramienta Manual de las principales marcas del mercado.

Te asesoramos para que encuentres la mejor solución a las necesidades de tu empresa.

CONTACTA CON NOSOTROS

Pol. Lintzirin Gaina, B2
20180 Oiartzun.
Gipuzkoa - Spain

suministros@pegamo.es
T. 943 491 788
F. 943 371 001