



Kärcher Group



Sweepers Catalog 2016




ISAL HISTORY

ISAL was founded in 1974 as a manufacturer of sheet metal components, in one of the most active industrial districts in Italy. Since 1988 ISAL designs and manufactures sweepers for professional users, and in 2007 made his debut in the municipal cleaning.

The continuous research for improvement in performance and product quality have led ISAL to make agreements with leading companies, up to the final integration into the Kärcher group, a world leader in the field of cleaning equipment.

Today ISAL is the Kärcher development center of heavy-duty industrial and municipal sweepers.

The renewal of the industrial sweepers series, started with the models 180 and 160, followed by the SM 70, will soon be completed, providing a comprehensive and innovative range of products for professional cleaning.



Index

Hand sweepers

SM 70	Page 6
PB 55	Page 8
PB 70	Page 10

Ride on sweepers

PB 106	Page 12
PB 111	Page 14
PB 115	Page 16
PB 120	Page 18
160	Page 20
180	Page 22
PB 200	Page 24

Road sweepers

6000	Page 26
------	---------

PERFECT, IT'S ISAL

Skills acquired in 40 years of experience on Italian and foreign markets grant our professional customers to buy a brand which means quality. ISAL offers today a wide range of powerful, rugged and reliable sweepers.

Choosing ISAL means the awareness to be a step forward with performing, efficient and versatile sweepers.

We commit every day in research of innovative solutions and ergonomic designs with the goal of granting a durable, easy to maintain and with low total cost of ownership.

ISAL is your right partner to help you find the optimal solution for every cleaning need.





SM 70

IDEAL FOR:

outdoor and indoor use, suitable for areas up to 500 m². Recommended for cleaning of sidewalks, service areas, small parking, gas stations.

PRODUCT PLUS:

- Cleaning with main brush mm 480
- Cleaning with with side brush mm 700
- Cleaning capacity up to 2.800 m²
- Capacity of hopper lt 42
- Top cleaning even when turning, transmission gears on both wheels
- Ergonomic. Adjustable handle in 3 different positions
- Ergonomic design for easy emptying of container
- Side brush height adjustable in 4 different positions



1 Main brush. Main brush roller is driven by both wheels - for excellent results even in tight corners.

2 Adjustable handle. Excellent ergonomic thanks to the triple adjustment. Foldable to save space.

3 Large waste container. Large waste container.

Ergonomic handle for easy sweeping and easy emptying of the container.

Model	Part Number	Transp. c/o CAT	Pcs/Pallet	Price List €	Service Package €	
					Classic	Adv
SM 70	0110128	-	6			

Technical data					
Drive		Manual	Waste container capacity	l	42
Area performance	m ² /h	2800	Weight	Kg	20
Working width	mm	480	Dimensions (L × W × H)	mm	1300 x 810 x 1040
Working width 1 side brush	mm	700			

Equipment	
6.906-041.0 Standard brush	6.966-005.0 Standard side brush

SM 70 E

IDEAL FOR:

outdoor and indoor use, suitable for areas up to 500 m². Recommended for cleaning of walkways, service areas, small parkings.

PRODUCT PLUS:

- Cleaning with main brush mm 480
- Cleaning with with side brush mm 700
- Cleaning capacity up to 2.800 m²
- Capacity of hopper lt 42
- EASY Operation concept. Easy to use programme selector switch
- Ergonomic. Adjustable handle in 3 different positions
- Ergonomic design for easy emptying of container
- Front and rear carrying handles for easy transport and loading into a car.
- Wheels protruding to the rear make transporting the unit over steps easier.
- Electric suction fan for the suction of fine dust from the waste container.
- Can be switched off for sweeping wet floors.



- 1 Adjustable handle.** Excellent ergonomic thanks to the triple adjustment. Foldable to save space.
- 2 Easy operation.** Switch to select the correct work program.

- 3 Transportability.** Overhang of rear wheels allows easy transport even on steps and sidewalks.
- 4 Suction filter.** To remove dust from the container.

Model	Part Number	Transp. c/o CAT	Pcs/Pallet	Price List €	Service Package €	
					Classic	Adv
SM 70 E	1.517-219.0	-	6			

Technical data					
Drive		Manual	Waste container capacity	l	42
Voltage	V	12	Filter surface	m ²	0,61
Power	W	105	Range	h	2,5
Area performance	m ² /h	2800	Battery charging time	h	12
Working width	mm	480	Weight	Kg	47
Working width 1 side brush	mm	700	Dimensions (L x W x H)	mm	1240 x 710 x 1150

Equipment					
6.906-041.0	Standard brush		6.654-203.0	Battery charger	
6.904-176.0	Antidust flat filter		6.966-005.0	Standard side brush	
6.654-202.0	Battery 12 V				

PB 55 ET

IDEAL FOR:

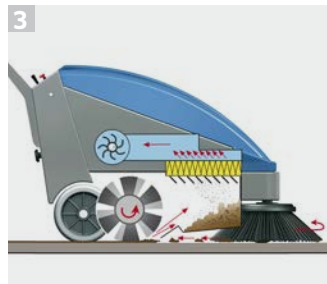
areas up to 800 m²/h. Applications in indoor and outdoor industrial field and parking areas.

PRODUCT PLUS:

- D.C. electric motor 12 V - 600 W
- Mechanical drive
- Strong construction with frame of solid steel "heavy-duty"
- Main broom PPL with cm 50, adjustable
- Side broom PPL Ø 38, up/down control
- Panel filter dust control 2 m²
- Manual filter shaker
- Battery charge indicator
- Adjustable handle bar



1 Easily directionable handle.
2 Battery compartment.



3 Sweeping system.



Model	Part Number	Transp. c/o CAT	Pcs/Pallet	Price List €	Service Package €	
					Classic	Adv
PB 55 ET	0187001	-	1			

Technical data					
Rear wheel drive		Forward	Waste container capacity	l	36
Voltage	V	12	Dust filter	m ²	2
Area performance	m ² /h	2.700	Electric motor	V-W	12-600
Working width central brush	mm	500	Weight without battery	kg	92
Working width central brush + right side brush	mm	680	Dimensions (L × W × H)	cm	134 x 68 x 98

Optional equipment					
2503490	Electric filter shaker		2510608	Polyester panel filter (overprice)	
	1st Option			2nd Option	
4200219	N.1 Battery 12 V - 140 A/h		2102525	N.2 Batteries 6V - 240 A/h	
4200136	N.1 Battery charger 1-phase 12 V - 20 A/h		4200082	N.1 Battery charger 1-phase 12V - 30 A/h	

PB 55 SH

IDEAL FOR:

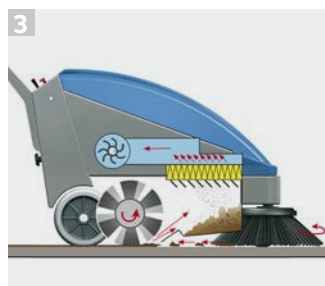
areas up to 800 m²/h. Applications in indoor and outdoor industrial field and parking areas.

PRODUCT PLUS:


- Gasoline engine Honda 4 Hp - manual starting
- Mechanical drive
- Strong construction with frame of solid steel "heavy-duty"
- Main broom PPL with cm 50, adjustable
- Side broom PPL Ø 38 up/down control
- Panel filter dust control 2 m²
- Manual filter shaker
- Adjustable handle bar



1 Easily directionable handle.
2 HONDA 4 Hp gasoline engine.



3 Sweeping system.



Model	Part Number	Transp. c/o CAT	Pcs/Pallet	Price List €	Service Package €	
					Classic	Adv
PB 55 SH	0110117	-	1			

Technical data

Motor rating	kw/hp	Gasoline 3/4	Waste container capacity	l	36
Area performance	m ² /h	2.700	Dust filter	m ²	2
Working width	mm	500	Weight	Kg	96
Working width 1 side brush	mm	680	Dimensions (L x W x H)	mm	1340 x 680 x 980

Optional equipment

2510608 Polyester panel filter (overprice)

PB 70 ET

IDEAL FOR:

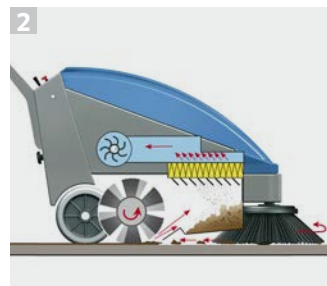
areas over 1000 m²/h. Applications in indoor and outdoor industrial field and parking areas.

PRODUCT PLUS:

- D.C. electric motor 12V - 600W
- Mechanical drive
- Strong construction with frame of solid steel "heavy-duty"
- Low battery indicator
- Main broom PPL 0,6 with cm 70
- Side broom PPL Ø 38 up/down control
- Panel filter dust control 3,5 m²
- Electric filter shaker
- Main broom up/down control
- Side broom up/down control



1 **Waste container.** Easy to remove and empty.



2 **Sweeping system.**



Model	Part Number	Transp. c/o CAT	Pcs/Pallet	Price List €	Service Package €	
					Classic	Adv
PB 70 ET	0175001	-	1			

Technical data					
Rear wheel drive		Forward	Waste container capacity	l	50
Voltage	V	12	Dust filter	m ²	3,5
Area performance	m ² /h	3.800	Electric motor	V-W	600
Working width central brush	mm	700	Weight without battery	kg	105
Working width central brush + right side brush	mm	880	Dimensions (L x W x H)	cm	1390 x 880 x 980

Optional equipment					
2510725	Polyester panel filter (overprice)				
	1st Option			2nd Option	
4200219	N.1 Battery 12V - 140 A/h			2102525	N.2 Batteries 6V - 240 A/h
4200136	N.1 Battery charger 1-phase 12V - 20 A/h			4200082	N.1 Battery charger 1-phase 12V - 30 A/h

PB 70 SH - PB 70 SHA

IDEAL FOR:

areas over 1000 m²/h. Applications in outdoor industrial field, automotive, parking areas.

PRODUCT PLUS:

- Gasoline engine Honda 4 Hp - manual starting (Mod. SH)
- Gasoline engine Honda 5,5 Hp - electric starting (Mod. SHA)
- Mechanical drive
- Strong construction with frame of solid steel "heavy-duty"
- Main broom PPL 0,6 with cm 70
- Side broom PPL Ø 38 up/down control
- Panel filter dust control 3,5 m²
- Manual filter shaker (Mod. SH)
- Electric filter shaker (Mod. SHA)
- Main broom up/down control
- Side broom up/down control
- Adjustable handle bar
- Easy access to the mechanical parts for maintenance



1 HONDA 4 Hp gasoline engine.

2 Electric starter (SHA version). All controls located in central panel.

Model	Part Number	Transp. c/o CAT	Pcs/Pallet	Price List €	Service Package €	
					Classic	Adv
PB 70 SH	0176001	-	1			
PB 70 SHA	0176002	-	1			

Technical data

Rear wheel drive		Forward	Waste container capacity	l	50
Drive		Gasoline	Dust filter	m ²	3,5
Area performance	m ² /h	3.800	Gasoline engine (Mod. SH SHA)	Kw/Hp	3/4 4,1/5,5
Working width central brush	mm	700	Weight (Mod. SH SHA)	kg	120 125
Working width central brush + right side brush	mm	880	Dimensions (L x W x H)	cm	1390 x 880 x 980

Equipment

2510725 Polyester panel filter (overprice)

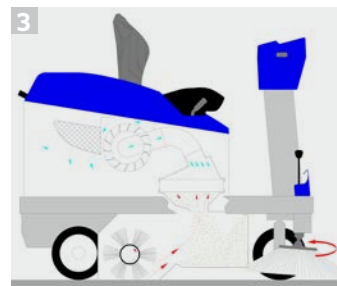
PB 106 E

IDEAL FOR:

indoor and outdoor areas over 1500 m².
Direct throw sweeping system for longer brush and filter life, longer run time, less dust raised.

PRODUCT PLUS:

- Electric version 24V - No. 3 motor D.C.
- Transmission on rear wheels with differential
- Variable speed from 0 to 6,2 Km/h
- Main broom PPL with cm 70 floating
- Side broom PPL Ø cm 45
- Panel filter dust control 3,5 m²
- Electric filter shaker
- Front and rear superelastic wheels Ø cm 25
- Operation and parking brake
- Operating endurance 5h
- Low battery indicator ■ Hourmeter
- Waste hopper capacity lt 64 with facilitated extraction/insertion
- Air closing device
- Automatic brush height adjustment
- Lifting/lowering side and main brush levers



- 1 Bins for hopper emptying.** Manually removable for easy and fast dirt emptying.
- 2 All controls** are in a unique, easy to use panel with battery-charge indicator.

- 3 Direct throw sweeping system.** Longer brush and filter life, longer run time, less dust raised.

Model	Part Number	Transp. c/o CAT	Pcs/Pallet	Price List €	Service Package €	
					Classic	Adv
PB 106 E	0110101	-	1			

Technical data					
Voltage	V	24	Waste container capacity	l	60
Area performance	m ² /h	6.500	Dust filter	m ²	3,5
Working width	mm	700	Batteries	V/A-h	24/240
Working width 1 side brush	mm	900	Weight without battery	Kg	221
Working width 2 side brushes	mm	1.050	Dimensions (L x W x H)	mm	1400 x 920 x 1230

Optional equipment					
2507439	No marking superelastic wheels (overprice)	4200137	N.1 Battery charger 1-phase 24V - 30 A/h		
2507440	Polyester panel filter (overprice)	2102195	Left side broom kit		
2102527	N.4 Batteries 6V - 240 A/h	2104363	N.2 bins for hopper emptying		

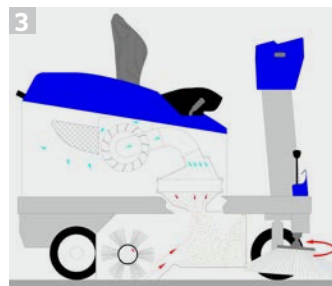
PB 106 SH

IDEAL FOR:

outdoor areas over 1500 m².
Direct throw sweeping system for longer brush and filter life, longer run time, less dust raised. Applications in industrial fields and parkings.

PRODUCT PLUS:

- Gasoline engine Honda 5,5 Hp - electric starter
- Hydrostatic transmission on rear wheels with differential
- Variable speed from 0 to 7 Km/h
- Main broom PPL with cm 70 floating
- Side broom PPL Ø cm 45
- Panel filter dust control 3,5 m²
- Electric filter shaker
- Front and rear superelastic wheels Ø cm 25
- Operation and parking brake
- Hourmeter ■ Flashing lights
- Wasting hopper capacity lt 64 with facilitated extraction/insertion
- Air closing device
- Automatic brush height adjustment
- Lifting/lowering side and main brush levers



- 1 **Bins for hopper emptying.** Manually removable for easy and fast dirt emptying.
- 2 **All controls** are in a unique, easy to use panel with battery-charge indicator.

- 3 **Direct throw sweeping system.** Longer brush and filter life, longer run time, less dust raised.

Model	Part Number	Transp. c/o CAT	Pcs/Pallet	Price List €	Service Package €	
					Classic	Adv
PB 106 SH	0110116	-	1			

Technical data					
Motor rating	kw/hp	Gasoline 4,1/5,5	Waste container capacity	l	60
Area performance	m ² /h	6.500	Dust filter	m ²	3,5
Working width	mm	700	Weight	Kg	280
Working width 1 side brush	mm	900	Dimensions (L x W x H)	mm	1400 x 920 x 1230
Working width 2 side brushes	mm	1.050			

Optional equipment					
2507439	No marking superelastic wheels (overprice)		2109710	Left side broom kit	
2507440	Polyester panel filter (overprice)		2104363	N.2 bins for hopper emptying	

PB 111 E

IDEAL FOR:


indoor and outdoor areas over 1500 m².
Direct throw sweeping system for longer brush and filter life, longer run time, less dust raised.

PRODUCT PLUS:

- Electric version 24V - N. 3 motors D.C.
- Transmission on rear wheels with differential gear
- Variable speed from 0 to 6,4 Km/h
- Main broom PPL with cm 70 floating
- Side broom PPL Ø cm 450
- Brushes lifting/lowering by electric drive
- Panel filter dust control 6 m²
- Electric filter shaker 24V
- Superelastic wheels Ø cm 31
- Mechanical brake on rear wheels
- Parking brake on rear wheels
- Low battery indicator ■ Hourmeter
- Waste hopper capacity lt 65
- Flashing light
- Air closing device



1 Vacuum cleaner. Complete and deep cleaning thanks to 24V on-board vacuum cleaner, equipped with wander hose. 20l capacity.



2 Bins for hopper emptying. Manually removable for easy and fast dirt emptying.



3 Flat filter. Horizontal filter system with electric filter shaker. 6 m² filter surface area.

Model	Part Number	Transp. c/o CAT	Pcs/Pallet	Price List €	Service Package €	
					Classic	Adv
PB 111 E	0190001	-	1			

Technical data					
Voltage	V	24	Waste container capacity	l	65
Area performance	m ² /h	7.500	Dust filter	m ²	6
Working width	mm	700	Batteries	V/A-h	24/240
Working width 1 side brush	mm	950	Weight without battery	Kg	306
Working width 2 side brushes	mm	1.200	Dimensions (L x W x H)	mm	1630 x 910 x 1290

Optional equipment					
2505252	No marking superelastic wheels (overprice)	2104267	Left side broom kit		
2507441	Polyester panel filter (overprice)	2104325	Front lights		
2102527	N.4 Batteries 6V - 240A/h	2105247	Vacuum cleaner 24V on board		
4200137	N.1 Battery charger 1-phase 24V - 30A/h	2104363	N.2 Bins for hopper emptying		


PB 111 SH

IDEAL FOR:

outdoor areas over 1500 m².
Direct throw sweeping system for longer brush and filter life,
longer run time, less dust raised. Applications in industrial fields.

PRODUCT PLUS:

- Gasoline engine Honda 6 Hp - electric starter
- Transmission on rear wheels with differential gear
- Variable speed from 0 to 6,4 Km/h
- Main broom PPL with cm 70 floating
- Side broom PPL Ø cm 45
- Brushes lifting/lowering by electric drive
- Panel filter dust control 6 m²
- Electric filter shaker 24V - D.C.
- Superelastic wheels Ø cm 31
- Mechanical brake on rear wheels
- Parking brake on rear wheels
- Hourmeter
- Waste hopper capacity lt 65
- Flashing light
- Air closing device



- 1 Vacuum cleaner.** Complete and deep cleaning thanks to 24V on-board vacuum cleaner, equipped with wander hose. 20l capacity.
- 2 Bins for hopper emptying.** Manually removable for easy and fast dirt emptying.

- 3 Flat filter.** Horizontal filter system with electric filter shaker. 6 m² filter surface area.

Model	Part Number	Transp. c/o CAT	Pcs/Pallet	Price List €	Service Package €	
					Classic	Adv
PB 111 SH	0198001	-	1			

Technical data

Voltage-Power	V-W	Electric 24-600	Working width 2 side brushes	mm	1.200
Motor rating	kw/hp	Gasoline 4,5/6	Waste container capacity	l	65
Area performance	m ² /h	7.500	Dust filter	m ²	6
Working width	mm	700	Weight	Kg	350
Working width 1 side brush	mm	950	Dimensions (L × W × H)	mm	1630 x 910 x 1290

Optional equipment

2505252	No marking superelastic wheels (overprice)	2104325	Front lights
2507441	Polyester panel filter (overprice)	2105247	Vacuum cleaner 24V on board
2104267	Left side broom kit	2104363	N.2 bins for hopper emptying

PB 115 E

IDEAL FOR:

cleaning of indoor and outdoor areas over 2500 m². Direct throw sweeping system for longer brush and filter life, longer run time, less dust raised.

PRODUCT PLUS:

- Electric version motor 36V - 2.500W
- Hydrostatic transmission on rear wheel
- Variable speed from 0 to 6,5 Km/h
- Main broom PPL with cm 78 floating
- Side broom PPL Ø cm 50
- Polyester panel filter dust control 6,0 m²
- Electric filter shaker
- Superelastic wheels
- Dust hopper capacity 180 lt with hydraulic multi-level dump



1 Horizontal flat filter system. Polyester panel filter with electric filter shaker. 6 m² filter surface area.

Model	Part Number	Transp. c/o CAT	Pcs/Pallet	Price List €	Service Package €	
					Classic	Adv
PB 115 E	0171001	-	1			

Technical data					
Voltage-Power	V-W	Electric 36-2.500	Dust filter	m ²	6
Area performance	m ² /h	8.450	Batteries	V/A-h	36/240
Working width	mm	780	Weight without battery	Kg	530
Working width 1 side brush	mm	1.050	Dimensions (L x W x H)	mm	1820 x 1080 x 1360
Waste container capacity	l	180			

Optional equipment					
2505031	Textile polyester pocket filter (overprice)	2103095	Front and rear lights kit		
2507426	Microfibre "green" pocket filter (overprice)	2107645	Vacuum cleaner 36V on board		
2505241	No marking superelastic wheels (overprice)	2103096	Left side broom kit		
2506828	Stainless steel dust hopper (overprice)	2102690	Dust control cover for side broom		
4200966	Battery 36V - 260A/h	2103580	Over head guard		
4200675	Battery charger 1-phase 36V - 40A/h	2110476	Hook device		

PB 115 D - PB 115 B

IDEAL FOR:

cleaning of outdoor areas over 2500 m². Direct throw sweeping system for longer brush and filter life, longer run time, less dust raised. Equipped with hydraulic height dump for empty.

PRODUCT PLUS:

- Diesel engine Lombardini LD 400 1 cyl. 11 Hp air cooled (Mod. D)
- Cyclone prefilter air filter for Lombardini engine (Mod. D)
- Gasoline engine Honda GX 390 11 Hp air cooled (Mod. B)
- Hydrostatic transmission on rear wheel
- Variable speed from 0 to 7 Km/h
- Main broom PPL with cm 78 floating
- Side broom PPL Ø cm 50
- Polyester panel filter dust control 6,0 m²
- Electric filter shaker
- Superelastic wheels
- Dust control hopper capacity 180 lt with hydraulic multi-level dump



- 1 New Diesel version** with low noise engine.
- 2 Textile polyester pocket filter** with electric filter shaker. 6 m² filter surface area.

Model	Part Number	Transp. c/o CAT	Pcs/Pallet	Price List €	Service Package €	
					Classic	Adv
PB 115 D	0172001	-	1			
PB 115 B	0197001	-	1			

Technical data

Motor rating (Mod. D)	kw/hp	Diesel 8,1/10	Waste container capacity	l	180
Motor rating (Mod. B)	kw/hp	Gasoline 8,1/10	Dust filter	m ²	6
Area performance	m ² /h	9.100	Weight	Kg	585
Working width	mm	780	Dimensions (L x W x H)	mm	1820 x 1080 x 1360
Working width 1 side brush	mm	1.050			

Optional equipment

2505030	Textile polyester pocket filter (overprice)	2103096	Left side broom kit
2507426	Microfibre "green" pocket filter (overprice)	2102690	Dust control cover for side broom
2505245	No marking superelastic wheels (overprice)	2103580	Over head guard
2506828	Stainless steel dust hopper (overprice)	2110476	Hook device
2103097	Front and rear lights kit		

PB 120 E

IDEAL FOR:


cleaning of indoor and outdoor areas surfaces over 3000 m².
Direct throw sweeping system for longer brush and filter life, longer run time, less dust raised. Equipped with hydraulic heigh dump.

PRODUCT PLUS:

- Electric version motor 36V- 2.500W
- Hydrostatic transmission on rear wheel
- Variable speed from 0 to 7,5 Km/h
- Main broom PPL with cm 850 floating
- Side broom PPL Ø cm 500
- Polyester panel filter dust control 6 m²
- Electric filter shaker
- Superelastic wheels
- Dust hopper capacity 205 lt with hydraulic lifting up to 140 cm



1 Direct throw sweeping system.



2 Easy maintenance. Main brush can be replaced easily without tools.



3 Comfortable working. Main controls with levers. All controls are clear and functional.

Model	Part Number	Transp. c/o CAT	Pcs/Pallet	Price List €	Service Package €	
					Classic	Adv
PB 120 E	0180001	-	1			

Technical data					
Voltage-Power	V-W	Electric 36-2.500	Waste container capacity	l	205
Area performance	m ² /h	11.000	Dust filter	m ²	6
Working width	mm	850	Batteries	V/A-h	36/320
Working width 1 side brush	mm	1.100	Weight without battery	Kg	690
Working width 2 side brushes	mm	1.350	Dimensions (L x W x H)	mm	1940 x 1100 x 1430

Optional equipment					
2501844	Textile polyester pocket filter (overprice)	2101908	Front and rear lights kit		
2503945	Microfibre "green" pocket filter (overprice)	2107645	Vacuum cleaner 36V on board		
2505264	No marking superelastic wheels (overprice)	2101909	Left side broom kit		
2506851	Stainless steel dust hopper (overprice)	2102690	Dust control cover for side broom		
4200674	Battery 36V - 320A/h	2110476	Hook device		
4200675	Battery charger 1-phase 36V - 40A/h				

PB 120 D

IDEAL FOR:

cleaning of outdoor areas. Surfaces over 3000 m². Direct throw sweeping system for longer brush and filter life, longer run time, less dust raised. Equipped with hydraulic heigh dump.

PRODUCT PLUS:

- Diesel engine Lombardini Focs LDW 702 2 cyl. 17,7 Hp
- Cyclone prefilter + Donaldson air filter for Lombardini engine
- Hydrostatic transmission on rear wheel
- Variable speed from 0 to 9 Km/h
- Main broom PPL with cm 85 floating
- Side broom PPL Ø cm 50
- Polyester panel filter dust control 6,0 m²
- Electric filter shaker
- Superelastic wheels
- Dust hopper capacity 205 lt with hydraulic lifting up to 140 cm



- 1 **Easy maintenance.** Main brush can be replaced easily without tools.
- 2 **Comfortable working.** Main controls with levers. All controls are clear and functional.

Model	Part Number	Transp. c/o CAT	Pcs/Pallet	Price List €	Service Package €	
					Classic	Adv
PB 120 D	0181001	-	1			

Technical data

Voltage-Power	V-W	Diesel 11,8-17,7	Waste container capacity	l	205
Area performance	m ² /h	11.000	Dust filter	m ²	6
Working width	mm	850	Weight	Kg	730
Working width 1 side brush	mm	1.100	Dimensions (L x W x H)	mm	1940 x 1100 x 1430
Working width 2 side brushes	mm	1.350			

Optional equipment

2501852	Textile polyester pocket filter (overprice)	2101908	Front and rear lights kit
2503945	Microfibre "green" pocket filter (overprice)	2101909	Left side broom kit
2505264	No marking superelastic wheels (overprice)	2102690	Dust control cover for side broom
2505263	Pneumatic wheels (overprice)	2103939	Dust control water system on side brushes
2506851	Stainless steel dust hopper (overprice)	2110476	Hook device


160 E

IDEAL FOR:

cleaning of indoor and outdoor areas over 6000 m². Equipped with hydraulic high dump. Applications in industrial fields, warehouse and parking cleaning.

PRODUCT PLUS:

- Electric version motor 36V - 4.560W
- Transmission on rear wheel
- Power steering on rear wheel
- Variable speed from 0 to 7 Km/h
- Main broom PPL with cm 100 floating
- Side broom PPL Ø cm 60
- Textile polyester pocket filter dust control 8 m²
- Electric filter shaker
- Superelastic wheels
- Dust hopper capacity 300 lt with hydraulic Lifting up to 140 cm



1 Electric Traction wheel in alternating current.

Increased power for better climbing. Higher operating time. Noise reduction for enhanced operator's comfort.

2 Comfortable working position. Main controls with levers. All controls are clear and functional.

3 Microfibre "green" pocket filter. 8 m² filtering surface. Washable. Cleanable thanks to electric filter shaker.

Model	Part Number	Transp. c/o CAT	Pcs/Pallet	Price List €	Service Package €	
					Classic	Adv
160 E	0110123	-	1			

Technical data					
Voltage-Power	V-W	Electric 36-4.560	Waste container capacity	l	300
Area performance	m ² /h	12.000	Dust filter	m ²	8
Working width	mm	1.000	Batteries	V/A-h	36/360
Working width 1 side brush	mm	1.300	Weight without battery	Kg	800
Working width 2 side brushes	mm	1.600	Dimensions (L x W x H)	mm	2220 x 1350 x 1460

Optional equipment					
2503946	Microfibre "green" pocket filter (overprice)	211881	Open cab		
2505264	No marking superelastic wheels (overprice)	2112213	Front and rear lights kit 160E		
2511880	Stainless steel dust hopper (overprice)	2107645	Vacuum cleaner 36V on board		
4201087	Battery 36V - 360A/h	2111365	Left side broom kit		
4200321	Battery charger 1-phase 36V - 60A/h	2110476	Hook device		

160 DK - 160 GPL

IDEAL FOR:

cleaning of outdoor areas over 6000 m². Equipped with hydraulic heigh dump. Applications in industrial fields, warehouse and parking cleaning.

PRODUCT PLUS:

- Diesel engine Kubota D1105 3 cyl. 23,8 liquid cooled (Mod. DK)
- LPG (only) engine Kubota DF 972 3 cyl. 29,5 Hp liquid cooled (Mod. GPL)
- LPG plant (bottle excluded) (Mod. GPL)
- Cyclone prefilter + Donaldson air filter for Kubota engine
- Hydrostatic transmission on rear wheel
- Power steering on rear wheel
- Variable speed from 0 to 10 Km/h
- Main broom PPL with cm 100 floating
- Side broom PPL Ø cm 60
- Textile polyester pocket filter dust control 8,0 m²
- Electric filter shaker
- Superelastic wheels
- Dust hopper capacity 300 lt with hydraulic lifting up to 140 cm



1 Comfortable working position. Main controls with levers. All controls are clear and functional. Cyclone air prefilter. Comfortable and ergonomic seat, standard power steering.

3 Hydraulic heigh dump up to 1400 mm.

2 Easy maintenance. Main brush can be replaced easily without tools.

Model	Part Number	Transp. c/o CAT	Pcs/Pallet	Price List €	Service Package €	
					Classic	Adv
160 DK	0110121	-	1			
160 GPL	0110122	-	1			

Technical data

Motor rating (Mod. DK)	kw/hp	Diesel 23/23,5	Working width 2 side brushes	mm	1.600
Motor rating (Mod. GPL)	kw/hp	GPL 21,5/29,5	Waste container capacity	l	300
Area performance	m ² /h	15.000	Dust filter	m ²	8
Working width	mm	1.000	Weight (Mod. DK GPL)	Kg	960 892
Working width 1 side brush	mm	1.300	Dimensions (L x W x H)	mm	2215x1351x1461

Optional equipment

2503946	Microfibre "green" pocket filter (overprice)	211882	Open cab + wind screen and wiper
2505264	No marking superelastic wheels (overprice)	211883	Closed cab with plastic curtains
2505263	Pneumatic wheels (overprice)	2111366	Front and rear lights kit
2511880	Stainless steel dust hopper (overprice)	2111364	Left side broom kit
2111881	Open cab	2110476	Hook device

180 DK - 180 DK-4

IDEAL FOR:

cleaning of outdoor areas over 8000 m². Equipped with hydraulic height dump. Highly recommended for heavy dirt and dust. Application in industrial and logistic fields.

PRODUCT PLUS:

- Diesel engine Kubota V 1505 4 cyl. 26,5 Kw (36 Hp) water cooled
- Cyclone prefilter + Donaldson air filter for Kubota engine
- Hydrostatic transmission on rear wheel
- Power steering on rear wheel
- Variable speed from 0 to 12 Km/H
- Main broom with cm 120 floating
- Side broom Ø cm 65
- Textile polyester pocket filter dust control 10,5 m²
- Electric filter shaker
- Pneumatic wheels 5.00/8"
- Dust hopper capacity 500 lt with hydraulic lifting up to 152 cm
- Flashing light with support



1 Comfortable working position. Main controls with levers. All controls are clear and functional. Cyclone air prefilter. Comfortable and ergonomic seat, standard power steering.

2 Microfibre "green" pocket filter. 7,8 filtering surface. Washable. Cleanable thanks to electric filter shaker.

3 4 Wheels. Rear wheels traction axle.

Model	Part Number	Transp. c/o CAT	Pcs/Pallet	Price List €	Service Package €	
					Classic	Adv
180 DK	0110118	-	1			
180 DK-4	0110119	-	1			

Technical data					
Motor rating	kw/hp	Diesel 26,5/36	Waste container capacity	l	500
Area performance	m ² /h	21.500	Dust filter	m ²	10,5
Working width	mm	1.200	Weight (Mod. DK - DK-4)	Kg	1.399 - 1.499
Working width 1 side brush	mm	1.500	Dimensions (L x W x H)	mm	2657 x 1577 x 1636
Working width 2 side brushes	mm	1.800			

Accessori optional					
2503947	Microfibre "green" pocket filter (overprice)	2103936	All-weather cab with heating system		
2503835	Superelastic wheels (overprice) (Mod. DK-4)	2110531	All-weather cab with air conditioning system		
2503493	Superelastic wheels (overprice) (Mod. DK)	2110299	Front and rear lights kit		
2505588	Stainless steel dust hopper (overprice)	2110525	Left side broom kit		
2511291	Foamed wheels (Mod. DK)	2102785	Dust control water system on side brushes		
2103813	Open cab	2110526	Right dust control cover for side broom		
2103814	Open cab + wind screen and wiper	2110527	Left dust control cover for side broom		
2103935	All-weather cab	2110476	Hook device		

180 GPL

IDEAL FOR:

cleaning of outdoor areas over 8000 m². Equipped with hydraulic height dump. Highly recommended for heavy dirt and dust. Application in industrial and logistic fields.

PRODUCT PLUS:

- LPG (only) engine Kubota DF 972 3 cyl. 29,5 Hp water cooled
- Cyclone prefilter + Donaldson air filter for Kubota engine
- Hydrostatic transmission on rear wheel
- Power steering on rear wheel
- Variable speed from 0 to 12 Km/h
- Main broom with cm 120 floating
- Side broom Ø cm 65
- Textile polyester pocket filter dust control 10,5 m²
- Electric filter shaker
- Pneumatic wheels 5,00/8"
- Dust hopper capacity 500 lt with hydraulic lifting up to 152 cm
- Flashing light with support



- 1 Comfortable working position.** Main controls with levers. All controls are clear and functional. Cyclone air prefilter. Comfortable and ergonomic seat, standard power steering.
- 2 Microfibre "green" pocket filter.** 7,8 filtering surface. Washable. Cleanable thanks to electric filter shaker.

- 3 LPG engine only.** Simple technology with long-life components: hydraulic actuation, electromechanical instead of electronics. Easy access for maintenance.

Model	Part Number	Transp. c/o CAT	Pcs/Pallet	Price List €	Service Package €	
					Classic	Adv
180 GPL	0110120	-	1			

Technical data

Motor rating	kw/hp	GPL 21,5/29,5	Waste container capacity	l	500
Area performance	m ² /h	21.500	Dust filter	m ²	10,5
Working width	mm	1.200	Weight	Kg	1.399
Working width 1 side brush	mm	1.500	Dimensions (L x W x H)	mm	2657 x 1577 x 1636
Working width 2 side brushes	mm	1.800			

Optional equipment

2503947	Microfibre "green" pocket filter (overprice)	2103936	All-weather cab with heating system
2503493	Superelastic wheels (overprice)	2110299	Front and rear lights kit
2511291	Foamed wheels	2110525	Left side broom kit
2505588	Stainless steel dust hopper (overprice)	2102785	Dust control water system on side brushes
2103813	Open cab	2110526	Right dust control cover for side broom
2103814	Open cab + wind screen and wiper	2110527	Left dust control cover for side broom
2103935	All-weather cab	2110476	Hook device

PB 200 D - 4 wheels version, 2 rear wheels both driving and steering

IDEAL FOR:

cleaning of outdoor areas over 8000 m². Equipped with hydraulic heigh dump. Highly recommended for heavy dirt and dust. Application in industrial and logistic fields.

PRODUCT PLUS:

- Diesel engine Kubota V 1505 4 cyl. 26,5 Kw (36 Hp) water cooled
- Cyclone prefilter + Donaldson air filter for Kubota engine
- Hydrostatic transmission on 2 rear wheels
- Power steering on 2 rear wheels
- Variable speed from 0 to 14 Km/h
- Main broom PPL with cm 135 floating
- Side broom PPL Ø cm 65
- Textile polyester pocket filter dust control 13 m²
- Electric filter shaker
- Pneumatic front wheels 6.00/9", rear wheels 5.00/8"
- Dust hopper capacity 600 lt with hydraulic lifting up to 155 cm
- Flashing light with support



1 Engine. Simple technology with long-life components: hydraulic actuation, electromechanical instead of electronics. Easy access for maintenance.



2 4 wheels. Rear wheels traction axle.



3 Main brush can be replaced easily without tools.

Model	Part Number	Transp. c/o CAT	Pcs/Pallet	Price List €	Service Package €	
					Classic	Adv
PB 200 D	0192001	-	1			

Technical data					
Motor rating	kw/hp	Diesel 26,5/36,5	Waste container capacity	l	600
Area performance	m ² /h	28.000	Dust filter	m ²	13
Working width	mm	1.350	Weight	Kg	1.530
Working width 1 side brush	mm	1.680	Dimensions (L x W x H)	mm	2487x1781x1638
Working width 2 side brushes	mm	2.000			

Optional equipment					
2507427	Microfibre "green" pocket filter (overprice)	2103936	All-weather cab with heating system		
2506244	Superelastic wheels (overprice)	2109109	All-weather cab with air conditioning system		
2510167	No marking superelastic wheels (overprice)	2105441	Left side broom kit		
2506263	Stainless steel dust hopper (overprice)	2102782	Dust control cover for side broom		
2103813	Open cab	2107707	Dust control water system on side brushes		
2103814	Open cab + wind screen and wiper	2110476	Hook device		
2103935	All-weather cab				

PB 200 GPL - 4 wheels version, 2 rear wheels both driving and steering

IDEAL FOR:

cleaning of outdoor areas over 8000 m². Equipped with hydraulic high dump. Highly recommended for heavy dirt and dust. Application in industrial and logistic fields.

PRODUCT PLUS:

- LPG (only) engine - Volkswagen 2.0 L 4 cyl. 42 Kw (56 p) water cooled
- Cyclone prefilter + Donaldson air filter for Volkswagen engine
- Hydrostatic transmission on 2 rear wheels
- Power steering on 2 rear wheels
- Variable speed from 0 to 14 Km/h
- Main broom PPL with cm 135 floating
- Side broom PPL Ø cm 65
- Textile polyester pocket filter dust control 13 m²
- Electric filter shaker
- Pneumatic front wheels 6,00/9", rear wheels 5,00/8"
- Dust hopper capacity 600 lt with hydraulic lifting up to 155 cm
- Flashing light with support
- Front and rear lights kit



1 Textile polyester pocket filter.



2 4 wheels. Rear wheels traction axle.



3 Main brush can be replaced easily without tools.

Model	Part Number	Transp. c/o CAT	Pcs/Pallet	Price List €	Service Package €	
					Classic	Adv
PB 200 GPL	0110115	-	1			

Technical data					
Motor rating	kw/hp	GPL 42/56	Waste container capacity	l	600
Area performance	m²/h	28.000	Dust filter	m²	13
Working width	mm	1.350	Weight	Kg	1.530
Working width 1 side brush	mm	1.680	Dimensions (L x W x H)	mm	2487x1781x1638
Working width 2 side brushes	mm	2.000			

Optional equipment					
2507427	Microfibre "green" pocket filter (overprice)	2103936	All-weather cab with heating system		
2506244	Superelastic wheels (overprice)	2109109	All-weather cab with air conditioning system		
2510167	No marking superelastic wheels (overprice)	2105441	Left side broom kit		
2506263	Stainless steel dust hopper (overprice)	2102782	Dust control cover for side broom		
2103813	Open cab	2107707	Dust control water system on side brushes		
2103814	Open cab + wind screen and wiper	2110476	Hook device		
2103935	All-weather cab				

6000

IDEAL FOR:

road sweeping in urban and suburb areas: ports, airports etc.
Cleaning of industrial areas in large facilities as foundries, cement factories and steel mills.

**EURO 6
new version
available**



PRODUCT PLUS:

- Diesel engine Mercedes 4 cylinders 129 Kw CE/68 - STEP 3 - EU 4
- Diesel engine VM 6 cylinder 115 Kw - EURO 6
- Hydraulic drive on front axle
- Power steering on all 4 wheels
- Hydraulic self-levelling suspension on rear wheels, mechanical suspension on front wheels
- Cabin pressurized and air-conditioning (standard)
- Driver seat with pneumatic suspension
- Nr. 2 passengers seats (standard)
- Roller central broom (sweeping path 1330 mm)
- CDS - Clever Detective System to control and adjust the pressure on central broom, patented
- Nr. 2 side brooms, right and left (sweeping path 2600 mm)
- Dust filter in fabric "cotton-polyester"
- Waste hopper capacity 6,0 m³

Model	Part Number	Transp. c/o CAT	Pcs/Pallet	Price List €	Service Package €	
					Classic	Adv
6000 Municipal EU Stage 3 A	0410102	-	1			
6000 Industrial EU Stage 3 A	0410103	-	1			
6000 Municipal EURO 6	0410104	-	1			

Technical data					
Drive	kw	Diesel 129 EU Stage 3 A	Waste container capacity	l	6000
Drive	kw	Diesel 115 - Euro 6	Working speed	km/h	0-20
Area performance	m ² /h	65.000	Transfer speed	km/h	0-42
Working width central cylindrical brush	mm	1.320	Weight	Kg	8.300
Working width 2 side brushes	mm	2.600	Dimensions (L x W x H)	mm	5670 x 2530 x 2930


Optional equipment			
ST2105248	Height dump hopper up-to 2400 mm	ST2500206	Custom painting
ST2106373	3rd side broom - left and right	ST3009869	GREEN dust filter on microfibre
ST2110202	Wander hose to sucks debris	ST2109496	Spare wheel
ST2110204	High pressure washing system with lance	ST2111232	Radio
ST2111053	Dust casing protection on side brooms	ST2111233	Documents for road homologation
ST2110205	Videocamera		



1 Control Panel. Touchscreen dashboard with Can Bus system.



2 Water spray system on side brushes. 500 l water tank.



3 Patented CDS clever detective system to control and adjust the pressure on central broom. Useful to sweep on bollard speed and uneven ground.



4 Wander hose to suck debris. For complete cleaning of areas not easily reachable by the machine.



5 Waste hopper dump up to 2400 mm to empty the dirt in dedicated recycling areas.



6 Third side brush can work on both sides of the machine. Joystick-driven by the operator.





Spazio per il rivenditore

Per informazioni

www.isalsweepers.com
isal@isalsweepers.com
Tel +39 0522 694718
Fax +39 0522 631191

Isal srl
Via Modena, 42 B
42015 Correggio (RE)

